

Envision Eugene Comprehensive Plan – Questionnaire Results Report

October 19, 2016

1. Background
 2. Executive summary
 3. Key Results and Analysis
 4. Who did we hear from and who not?
 5. Conclusion
- Attachment- Full results

Background

The City of Eugene is preparing to adopt a city-specific urban growth boundary and comprehensive plan. As a part of that preparation, the City sought community feedback on the first phase of the draft comprehensive plan over the summer of 2016, including the online Envision Eugene Comprehensive Plan Questionnaire. The results of that questionnaire are summarized in this report.

Executive Summary

The comprehensive plan questionnaire was open from August 26 through October 6, 2016 and was broadcast through several means including newsletters, posters, and print advertisements. There were 13 questions, of which two (2) were about comprehensive plan goals, two (2) were about comprehensive plan policies and nine (9) were about demographics or other information. The questions included links to materials crucial to the question, as well as links to additional materials that “dive deeper” into details (such as the full text of each chapter). There were 84 respondents, of which about 23% answered only the first question. A total of 56 respondents answered both goal questions, 40 respondents answered the policy questions, and an average of 50% respondents provided demographic information. Given the number of respondents relative to the population of Eugene, this questionnaire by no means represents broad opinion or consensus. It rather serves as one tool to identify additional concerns or impacts of the comprehensive plan as it moves into the formal adoption process.

Key Results

Question Topic	Key Takeaways
Goals of the Economic Development Chapter	<ul style="list-style-type: none"> • 68% (44 people) said the goals balance/support or somewhat balance/support city goals and values
Goals of the Administration and Implementation Chapter	<ul style="list-style-type: none"> • 63% (35 people) said the goals balance/support or somewhat balance/support city goals and values
Policies of the Economic Development Chapter	<ul style="list-style-type: none"> • 56% (23 people) said the policies balance/support or somewhat balance/support city goals and values • 29% (12 people) said goals do not balance/support city goals and values

Policies of the Administration and Implementation Chapter	<ul style="list-style-type: none"> • 58% (23 people) said the policies balance/support or somewhat balance/support city goals and values • 23% (9 people) said goals do not balance/support city goals and values
------------------------------------------------------------------	-------------------------------------------------------------------------------------------------------------------------------------------------------------------------------------------------------------------------------------------

This table does not reflect those that responded neutral or that they didn't have enough information.

Who did we hear from and who did we not?

Most respondents indicated that they had either recently learned about Envision Eugene (31%) or had been following in some way (44%). Additional responses suggest that 37% of respondents were new to Envision Eugene, while 62% were familiar through some other activity. A portion of those already familiar indicated that they had participated in committees, boards or commissions working on Envision Eugene (17%).

About 50% of respondents answered the demographics questions. As detailed further on page 4, the demographics of those who responded to the questions differed from the demographics of Eugene as a whole; particularly with regard to age, income, rent/own, and education.

- Most respondents were Caucasian, 40 years or older, had a Bachelor's degree or more, and made between \$25,000 and \$75,000 in household income. Over half of the residents lived in either south or east central Eugene.
- There was no identified representation from community members under the age of 18, community members without a high school diploma, or residents of the Bethel area, Downtown, the Harlow neighborhood, the Industrial Corridor, Laurel Hill, South University, Trainsong, West Eugene, and West University.
- There was an underrepresentation of renters, people 0-39 years old, people with some college or less, residents with household incomes of 0-\$24,999 , and residents of West Eugene broadly.

Key Results and Analysis: Goals

Questions 2 and 3 were focused on the goals of the Economic Development chapter and the Administration and Implementation chapter of the Envision Eugene Comprehensive Plan

*Question 2. Do you think the **goals** of the Economic Development chapter shown below balance and support the city's goals and values to provide ample economic opportunities for all community members?*

(DRAFT)

The City of Eugene's goals for economic development are:

1. Household Prosperity

Broaden and diversify the Eugene economy so all residents have ample employment opportunities with increased average income, improving individual and household quality of life.

2. Business Development

Encourage business development that leads to a higher employment rate and an economic climate where business ventures grow and thrive with the land, zoning, and infrastructure they require.

3. Community Vitality

Provide appropriate support for the variety of distinct economic activity centers in the community, including downtown Eugene, key corridors and core commercial areas, neighborhood business districts, and the region as a multijurisdictional entity.

- 68% (44 people) said the goals balance/support or somewhat balance/support city goals and values
- 11% (7 people) said goals do not or somewhat do not balance/support city goals and values
- There were 17 additional comments provided. Common themes in the comments included:
 - 5 comments addressed the clarity of language in the goals and/or the degree to which goals exclusively focused on the content of the chapter. Most of these comments indicated a desire for both more specific language and a broader focus in terms of the topic areas addressed
 - 5 comments addressed to what degree the City should support businesses and what types of actions or concessions it should require in exchange for that support; the comments reflected a mix of wanting more support (2), less support (3), and demanding specific hiring practices from businesses (1)
 - 4 comments addressed housing concerns, such as that neighborhoods should be zoned exclusively for residential use, that new employment centers should include housing, a request for denser housing to prevent expansion, and a demand that apartments be kept out of neighborhoods.
 - 2 comments addressed the process of gathering feedback, indicating confusion or lack of sufficient information
 - 1 comment addressed building height restrictions

*Question 3. Do you think the **goals** of the Administration and Implementation chapter shown below balance and support the city's goals and values to provide for adaptable, flexible and collaborative implementation?*

(DRAFT)

The City of Eugene's goals for administration and implementation are:

1. Clear and Effective Process

Administer the Envision Eugene Comprehensive Plan efficiently, effectively, and in accordance with state laws and goals, through processes that are clear and accessible to the community.

2. Adaptability and Responsiveness

Provide mechanisms for amending and updating the Envision Eugene Comprehensive Plan and its implementation programs and tools to reflect the changing conditions, needs and attitudes of the community.

3. Coordination and Collaboration with Partners

Align planning efforts with local and regional jurisdictions and agencies in support of the goals and values of the community as expressed in the Envision Eugene Comprehensive Plan.

- 63% (35 people) said the goals balance/support or somewhat balance/support city goals and values
- 21% (12 people) said goals do not or somewhat do not balance/support city goals and values, four of whom commented as noted below
- There were 11 additional comments provided. Common themes in the comments included:
 - 8 comments addressed City process, at a number of levels; 3 addressed how process should function moving forward, 2 expressed frustration with outreach around the questionnaire itself, and 3 expressed frustration with City planning efforts broadly.
 - 3 comments addressed wanting specific, measureable goal language (2) and wanting goals to address broad values, rather than the chapter focus(1).

Key Results and Analysis: Policies

Questions 4 and 5 were focused on the policies of the Economic Development chapter and the Administration and Implementation chapter of the Envision Eugene Comprehensive Plan

*Question 4. Do you think the **policies** of the Economic Development chapter linked below balance and support the city's goals and values to provide ample economic opportunities for all community members?*

- 56% (23 people) said the policies balance/support or somewhat balance/support city goals and values
- 29% (12 people) said goals do not balance/support city goals and values
- There were 12 additional comments provided. Common themes in the comments included:
 - 4 comments indicated opposition to either specific policies or broader strategies, such as increased tourism, increased population and/or density, policies that support car-oriented development, the ordering of policies such that downtown is addressed at the end of the chapter, four specific policies regarding the expansion and efficiency measures, policies that support businesses with tax money, and policies that focus on specific types of businesses.
 - The only specific policies that were requested to be removed were three policies that are required to support the expansion and one policy that is the basis for an efficiency measure
 - 3 comments indicated a desire for additional elements, including the strengthening of a policy to support neighborhood commercial to include measures for design review that limit impacts to residential properties, a policy to address crime, and a number of specific projects, including development projects and a code change.
 - 2 comments addressed the process of gathering input for the policies, one expressing frustration and one requesting more neighborhood involvement

*Question 5. Do you think the **policies** of the Administration and Implementation chapter linked below balance and support the city's goals and values to provide for adaptable, flexible and collaborative implementation?*

- 58% (23 people) said the policies balance/support or somewhat balance/support city goals and values
- 23% (9 people) said goals do not balance/support city goals and values
- There were 8 additional comments provided. Common themes in the comments included:
 - 4 comments addressed ongoing process and the application of these policies; 3 addressed difficulties in applying policies in terms of ongoing support, how practical/possible it is to balance between policies with different directions, and integration across City efforts; one expressed skepticism in the concept of “predicting” the future
 - 4 comments indicated additional elements they would like to see represented; 2 expressed frustration with a lack of public involvement/equity policies; one expressed desire to see policies addressing homeless population, one expressed desire to see monitoring of impacts on properties adjacent to those being redeveloped

Who did we hear from and who not?

Question 1 and 6-12 were about who took the questionnaire.

The questionnaire was broadcast through a variety of measures including a 650-person Envision Eugene e-newsletter, four print advertisements and a poster distributed to 21 locations (see the Multi-family Options Summer Outreach Report for details on outreach efforts).

To help us know if the questionnaire was reaching a broad range of Eugeneans, we asked when respondents learned about Envision Eugene and asked for demographic information including what zip code and neighborhood association they live in, as well as their age, race, income, whether they rent or own their home, and educational attainment.

Question 1. When did you learn about Envision Eugene?

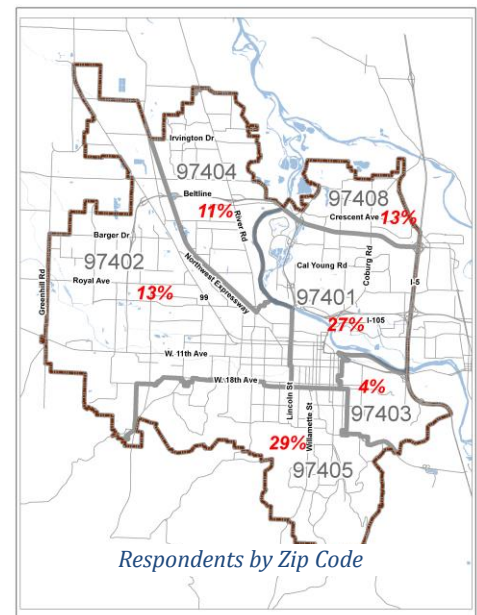
Respondents were able to select multiple options for how they had learned about Envision Eugene. In summary, twenty-six (26) respondents selected that they had recently learned about Envision Eugene, and another five (5) provided write-in answers that suggest that they learned about it recently for a total of thirty-one (31) respondents, or 37% presumed new to the project. Thirty-seven (37) respondents selected that they had been following Envision Eugene over the years, and another fifteen (15) selected answers that suggest that they have followed it over time, for a total of fifty-two (52) respondents, or 62% presumed somewhat familiar with the project.

Questions 6-12. As we mentioned, we're hoping to reach a broad range of folks. To help us know who we are reaching, please provide the following general information about yourself. These questions are optional and are intended to give a general sense of who we are reaching.

Question 6. What zip code do you live in?

Question 7. What neighborhood do you live in?

Question 8. What is your age?



- Question 9. *What is your race?*
 Question 10. *Please estimate your total household income for 2015 before taxes.*
 Question 11. *Do you rent or own where you live?*
 Question 12. *What is your educational attainment?*

- Between 44% and 53% of respondents took the demographic questions (depending on the question – average participation over the seven questions was 50%). Of those who responded, the following table shows the breakdown compared to the U.S. Census data for all of Eugene:

Demographic Information	Survey Data (Based on an average 50% Response rate)	Community Data^{1*}
Where people live (top locations shown)...		
<ul style="list-style-type: none"> • 97405 (south Eugene) • 97401 (east central Eugene) 	<ul style="list-style-type: none"> • 29% • 27% 	<ul style="list-style-type: none"> • Not readily available • There are six Eugene zip codes
<ul style="list-style-type: none"> • Cal Young Neighborhood Association • Northeast Neighbors • Southwest Hills Neighborhood Association² 	<ul style="list-style-type: none"> • 16% • 13% • 10% 	<ul style="list-style-type: none"> • 6% • 5% • 4% (2010 data ³)
People who are...		
<ul style="list-style-type: none"> • over 40 years old • 18-39 years old 	<ul style="list-style-type: none"> • 80% • 20% 	<ul style="list-style-type: none"> • 43% • 57%
<ul style="list-style-type: none"> • identified as white Caucasian • identified as any other race 	<ul style="list-style-type: none"> • 90% • 10% 	<ul style="list-style-type: none"> • 86% • 15%
<ul style="list-style-type: none"> • made \$25,000 to \$75,000 (2015) • made \$75,000 or more 	<ul style="list-style-type: none"> • 46% • 38% 	<ul style="list-style-type: none"> • 40% • 29% (Households)
<ul style="list-style-type: none"> • own where they live • rent where they live 	<ul style="list-style-type: none"> • 78% • 22% 	<ul style="list-style-type: none"> • 49% • 51% (Households)
<ul style="list-style-type: none"> • have a Bachelor’s degree or higher • have less than a high school degree to some college 	<ul style="list-style-type: none"> • 84% • 16% 	<ul style="list-style-type: none"> • 40% • 60%

¹ For consistency, the majority of the community data is from the 2010-2014 American Community Survey 5-year estimates, giving an approximation of the community today. The ACS reports on residents within the Eugene city limits. The questionnaire respondents could be outside the city limits.

² Southwest Hills Neighborhood Association was called Crest Drive Citizens Association until 2015, when it also changed its boundaries. Community Data reflects the previous boundaries.

³ The census does not provide population by neighborhood association boundary. The last effort to do this was the City of Eugene Neighborhood Assessment 2011. These estimates include people within the City of Eugene Neighborhoods, which sometimes extend beyond the urban growth boundary.

Conclusion

The questionnaire is one piece of community input to consider when refining the draft comprehensive plan. The results of the questionnaire cannot be used as statistically valid, however they do provide an important snapshot of community input and help identify issues of concern in the community. The findings give us an indication of whether the draft goals and policies will gain broad public support through the adoption process. The results of the questionnaire found:

- General support for the draft goals and policies
- Moderate levels of confusion as to the role of the plan at large and more specifically the different roles of goals vs policies vs implementation measures
- Moderate levels of frustration regarding the limited scope of the chapters presented
- A need to continue and broaden public engagement with the Comprehensive Plan as we move forward

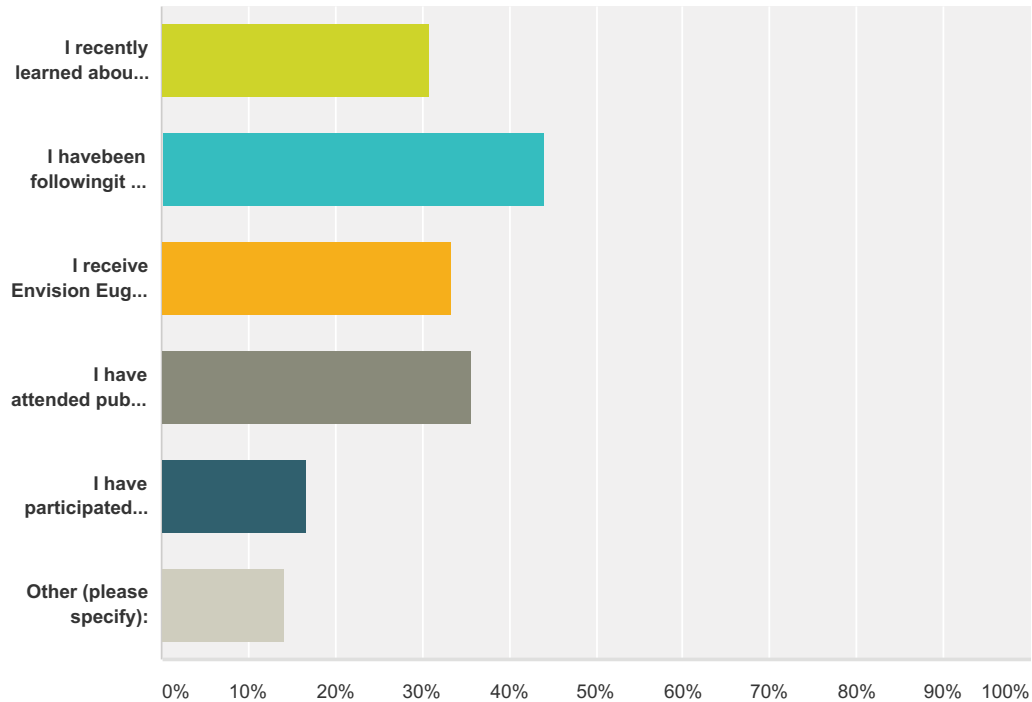
Attachments

1. Envision Eugene Comprehensive Plan Questionnaire – Full Result

Envision Eugene Comprehensive Plan Questionnaire

Q1 To help us know if we are reaching a broad range of Eugeneans, please tell us when you learned about Envision Eugene? (check all that apply)

Answered: 84 Skipped: 0



Answer Choices	Responses
I recently learned about it	30.95% 26
I have been following it in the news or on the web over the years	44.05% 37
I receive Envision Eugene email updates	33.33% 28
I have attended public events	35.71% 30
I have participated in committees, boards or commissions working on Envision Eugene	16.67% 14
Other (please specify):	14.29% 12
Total Respondents: 84	

#	Other (please specify):	Date
1	Received letter in mail.	10/4/2016 5:23 PM
2	I am a part of SCRRIPT.	9/28/2016 11:04 AM
3	Envision Eugene as a walkable, get-to-by-foot" goal, there is a major element that you have not yet considered. We desperately need more police in this city; screaming vehicles with speeding, running red lights, texting while driving, modified mufflers that provoke anger, pedestrians at risk!! Where are the police officers? We don't see them, and we need more of them, NOW!!!	9/26/2016 4:23 PM
4	Learned about it when the city proposed SWSAZ in spring of 2015	9/21/2016 10:04 AM
5	The R2 Zoning Code Changes letter sent Sept 2, 2016.	9/16/2016 10:41 AM

Envision Eugene Comprehensive Plan Questionnaire

6	Churchill Area Neighbors FaceBook page.	9/3/2016 5:15 PM
7	Learned about it when I moved here in 2015	8/31/2016 1:29 PM
8	Assorted Volunteer efforts	8/31/2016 1:25 PM
9	Other sources	8/26/2016 5:11 PM
10	I have talked to city staff	8/26/2016 4:42 PM
11	I am member of the League of Women Voters Action Committee	8/26/2016 11:15 AM
12	member of League of Women Voters Action Committee	8/26/2016 11:03 AM

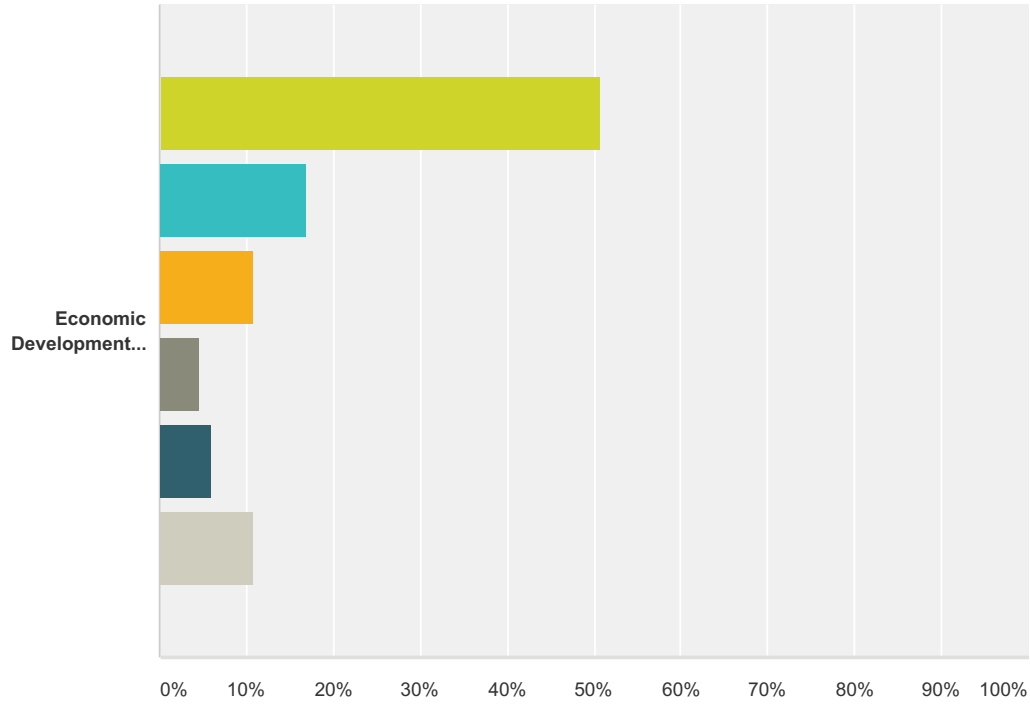
Q2 Do you think the goals of the Economic Development chapter shown below balance and support the city's goals and values to provide ample economic opportunities for all community members? (DRAFT) The City of Eugene's goals for economic development are:

- 1. Household Prosperity** Broaden and diversify the Eugene economy so all residents have ample employment opportunities with increased average income, improving individual and household quality of life.
- 2. Business Development** Encourage business development that leads to a higher employment rate and an economic climate where business ventures grow and thrive with the land, zoning, and infrastructure they require.
- 3. Community Vitality** Provide appropriate support for the variety of distinct economic activity centers in the community, including downtown Eugene, key corridors and core commercial areas, neighborhood business districts, and the region as a multijurisdictional entity.

If you would like to dive deeper... For the chapter introduction, goals, and policies, see the **Economic Development Chapter.**

Answered: 65 Skipped: 19

Envision Eugene Comprehensive Plan Questionnaire



■ Yes, the goals balance/support them
 ■ The goals somewhat balance/support them
■ Neutral
 ■ The goals somewhat do not balance/support them
■ No, the goals do not balance/support them
 ■ I don't have enough information

	Yes, the goals balance/support them	The goals somewhat balance/support them	Neutral	The goals somewhat do not balance/support them	No, the goals do not balance/support them	I don't have enough information	Total
Economic Development goals	50.77% 33	16.92% 11	10.77% 7	4.62% 3	6.15% 4	10.77% 7	65

#	Additional comments:	Date
1	Zoning should not be changed in order to meet these goals. Neighborhoods should remain zoned for residential use only.	10/6/2016 12:00 AM
2	Environmental sustainability is a strong value of Eugeneans, so the goals should at least acknowledge that a balance must be found between economic development and sustainability.	10/5/2016 8:56 PM
3	These are mostly marketing statements, without any detail. They are aspirational statements so vague that everyone can agree with them, and not have a clue what it means. For example, does business development "encouragement" amount to tax giveaways?	10/5/2016 4:03 PM
4	The goals seem biased to too much growth, too much industry, and too much development.	10/4/2016 5:25 PM
5	"increased average income" Learn, if you don't know, and USE the difference between average and median. An increased average income is compatible with a decreased median income. "Appropriate support" is suitably vague to allow all sorts of bad practices.	10/3/2016 5:02 PM

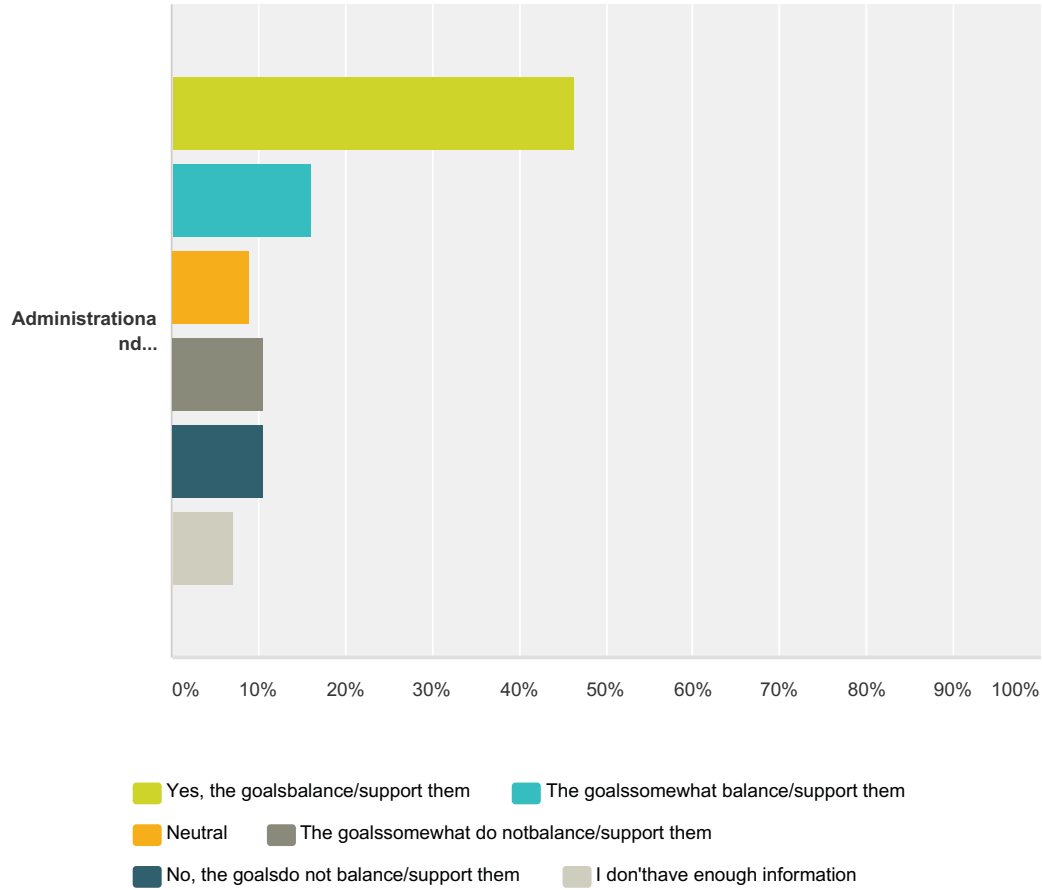
Envision Eugene Comprehensive Plan Questionnaire

6	<p>One of the challenges Oregon has faced is increasing jobs that are not minimum wage, and that will retain the large number of qualified University Graduates and locally-based entrepreneurs. The emphasis statewide on Oregon jobs has been on lower income, labor-based, no-skill employment. This has created an ongoing ripple of low-income need and supports a local economic culture of welfare supplementation. I would challenge the City of Eugene to examine what kind of jobs are created and most importantly, how those jobs are filled. For instance, while encouraging new and emerging businesses to start up and/or relocate here, how many of their specialized positions will be filled by Eugene locals? It is becoming known that employers- particularly businesses relocating from other states- are being filled by hires from outside Eugene and even the state of Oregon. The obvious impact that this has is an increase in our local population that is dis-proportional to jobs available to local residents with the same skill sets and qualifications. While the issue is a national one, Oregon has failed to step up to the plate and see how this influx of high-dollar-earning population has negatively impacted the lives and livelihoods of local residents- some of whom are third, fourth generation native Oregonians. How will Eugene address this, how will Eugene encourage business growth, urban development, cultural engagement and diversity, while serving the long-standing population that has built the city?</p>	10/2/2016 11:12 AM
7	No buildings higher than 3 stories outside of Downtown along the emx route	9/22/2016 9:03 AM
8	I've found that when a large entity (City of Eugene) has broad-range goals and plans, they have a specific action in mind. They will present that action to the community they're responsible to and will attempt to appease as many within that community to garner as much support as possible. Seeing as how I just learned of this through the letter I rec'd dated 9/2/16, I do not have enough information to form an opinion.	9/16/2016 10:48 AM
9	If you are creating new employment centers be sure to provide a mix of housing in that area so people do not have to commute large distances across town every day to work. You can not force people to live near their employment but you can make it possible.	9/14/2016 12:00 PM
10	there is no focus in these goals on existing businesses. goal 3 "appropriate support" gives no meaning where the other 2 goals have self contained descriptions. The goal should be the development of standards for supporting economic activity since there is no agreement as to what this"goal" means	9/13/2016 12:01 PM
11	We need to stop the City from sprawling outward. That simply aggravates traffic problems and destroys farmlands and other open spaces. In-city denser housing is a must.	9/2/2016 8:50 AM
12	In neighborhoods (that is places where there is single dwelling families, quit placing apartment buildings! You are devaluing the properties that are already built. I am tired of having my hard earned money taken away by this method, this happened to me, and then I was told I could never use my newly built addition for an apartment (but you could build 145 apartments in the lot next to me).	8/31/2016 3:01 PM
13	Support provided emphasis is given to areas in addition to downtown Eugene. At present, too much emphasis is given to the downtown area with all its problems.	8/31/2016 2:28 PM
14	The Business Development goals will not work if the city continues to give businesses extravagant tax breaks that end up costing the city more the benefits supposedly provided by increased employment. History has shown that businesses leave the area after the end of the tax break period. Also, companies that are not invested in the area do not stay beyond the tax break period. Hynix, Sony, HMT, and even Symantec and now Levis. I believe the sustainable thing to do would put community vitality and household prosperity over business development, if you want to create a sustainable balanced approach.	8/29/2016 2:48 PM
15	a good example of how Eugene works with business is the plastic firm that wanted to expand.	8/26/2016 5:23 PM
16	? Poorly worded / the goals support them?	8/26/2016 11:33 AM
17	Great goals, but it is how they are implemented and reaction to actual proposals that will determine effectiveness.	8/26/2016 11:19 AM

Q3 Do you think the goals of the Administration and Implementation chapter shown below balance and support the city's goals and values to provide for adaptable, flexible and collaborative implementation? (DRAFT) The City of Eugene's goals for administration and implementation are:1. Clear and Effective ProcessAdminister the Envision Eugene Comprehensive Plan efficiently, effectively, and in accordance with state laws and goals, through processes that are clear and accessible to the community.2. Adaptability and ResponsivenessProvide mechanisms for amending and updating the Envision Eugene Comprehensive Plan and its implementation programs and tools to reflect the changing conditions, needs and attitudes of the community.3. Coordination and Collaboration with PartnersAlign planning efforts with local and regional jurisdictions and agencies in support of the goals and values of the community as expressed in the Envision Eugene Comprehensive Plan. If you would like to dive deeper... For the chapter introduction, goals, and polices, see the Administration and Implementation Chapter.

Answered: 56 Skipped: 28

Envision Eugene Comprehensive Plan Questionnaire



	Yes, the goals balance/support them	The goals somewhat balance/support them	Neutral	The goals somewhat do not balance/support them	No, the goals do not balance/support them	I don't have enough information	Total
Administration and Implementation goals	46.43%	16.07%	8.93%	10.71%	10.71%	7.14%	56
	26	9	5	6	6	4	

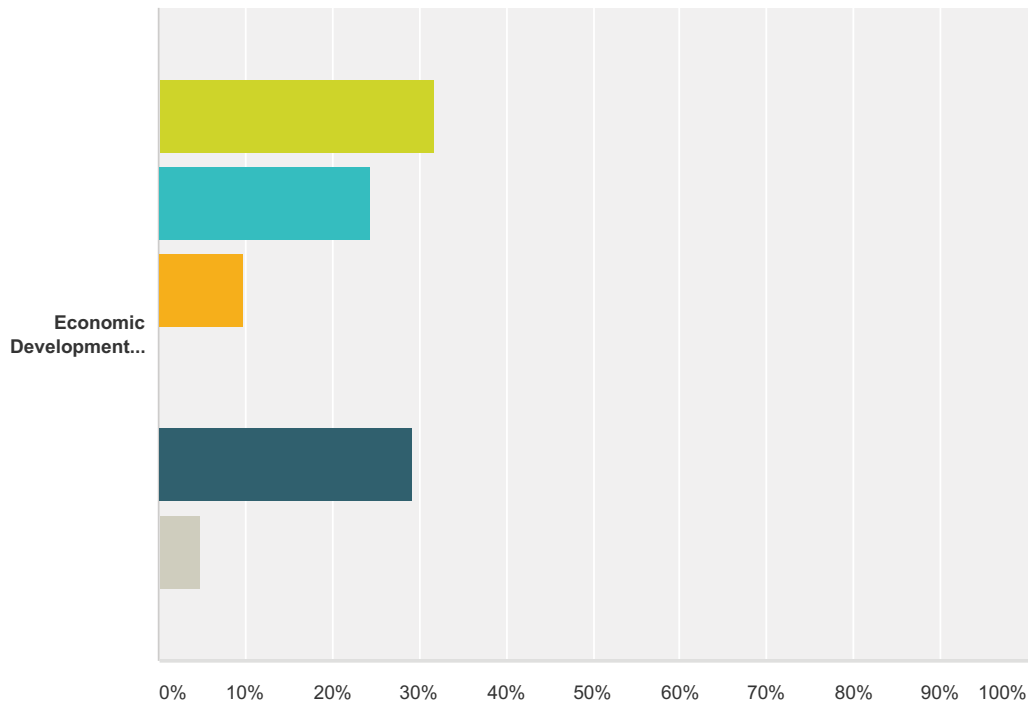
#	Additional comments:	Date
1	Envision Eugene should act in accordance with neighborhoods visions for their area. Only the residents truly understand the character and needs of their neighborhood. Through honest dialogue and listening to the community, only then can the city follow the citizen driven vision for Eugene.	10/6/2016 12:04 AM
2	Again, sustainability values are not reflected here. Additionally, transparency in government is a primary mechanism through which other administrative efficiencies can flow. Accordingly, transparency and meaningful public input should be emphasized and not just shoehorned into goal #1 with an unrelated, meaningless goal (does Eugene need a goal to operate "accordance with state laws" or should it just do that inherently?).	10/5/2016 8:56 PM
3	The website is confusing, as is the letter I received. The effort to contact the public seems haphazard and poorly thought out.	10/4/2016 5:26 PM
4	After a year of dealing with the city planning department in my neighborhood I don't trust them! I think firing the city manager would be a good step toward rebuilding a working relationship with the neighborhoods.	9/22/2016 9:05 AM
5	Attention needs to be paid to whether opposition to the plan is based on purely personal (selfish) motives or are people grasping the need for containing sprawl.	9/2/2016 8:53 AM
6	The goals require measurable objectives. Otherwise, these are just lofty words.	8/31/2016 2:30 PM
7	This process needs to be transparent. I like the goals overall	8/31/2016 1:31 PM
8	Make sure the goals are spelled out to the community and adhered to in implantation.	8/31/2016 1:08 PM

Envision Eugene Comprehensive Plan Questionnaire

9	I think the council and mayor have been absent from the discussion. Where are they? They should be leading the discussion and out of the city promoting EE, not lost and confused as always.	8/31/2016 9:17 AM
10	Wow. Is this questionnaire meant for the average person? Or is only those who are on th staff and understand what you are trying to get at??	8/26/2016 11:36 AM
11	Getting it "right" is important but without reasonable adoption action, any plan or goals will be ineffective, Unclear if all residential and commercial development that has occurred in past when goals were written is considered in making decisions for future.	8/26/2016 11:22 AM

Q4 Do you think the policies of the Economic Development chapter linked below balance and support the city’s goals and values to provide ample economic opportunities for all community members? For a full list, see the draft Economic Development Chapter policies. If you would like to dive deeper... For the chapter introduction, goals, and polices, see the Economic Development Chapter.

Answered: 41 Skipped: 43



■ Yes, the policies balance/support them
 ■ The policies somewhat balance/support them
■ Neutral
 ■ The policies somewhat do not balance/support them
■ No, the policies do not balance/support them
 ■ I don't have enough information

	Yes, the policies balance/support them	The policies somewhat balance/support them	Neutral	The policies somewhat do not balance/support them	No, the policies do not balance/support them	I don't have enough information	Total
Economic Development policies	31.71% 13	24.39% 10	9.76% 4	0.00% 0	29.27% 12	4.88% 2	41

#	Additional comments:	Date

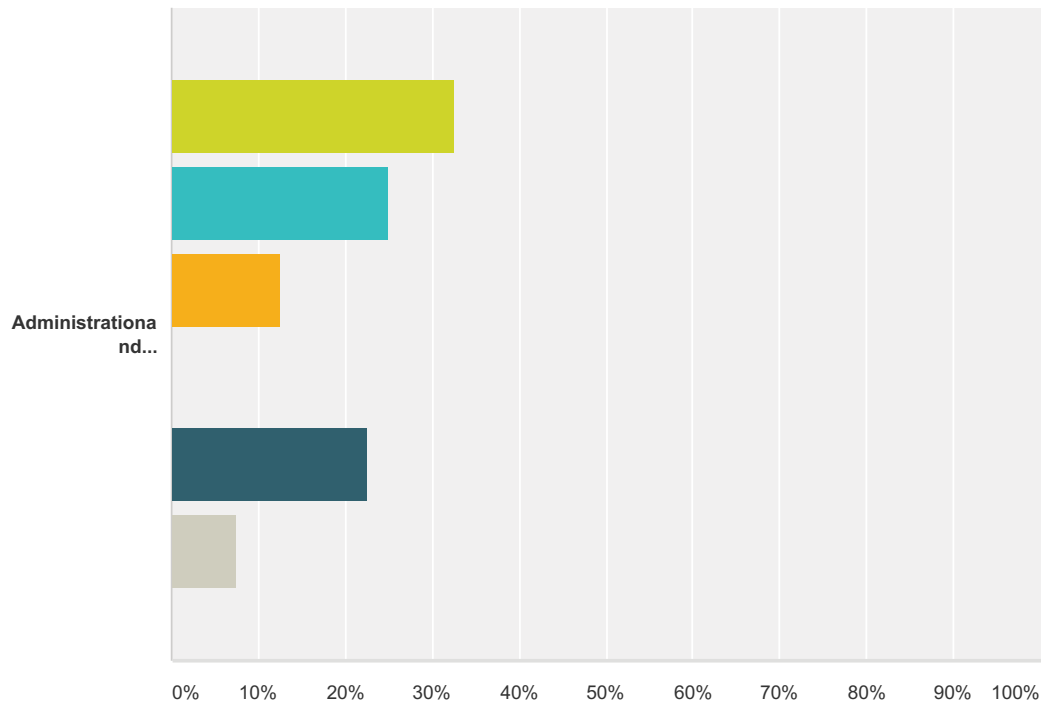
Envision Eugene Comprehensive Plan Questionnaire

1	I really don't want increased tourism in Eugene. The traffic situation in Eugene has only gotten worse over the last decade. Eugene is not big enough to deal with large influxes of people. Also, the walkable and livable nonsense. Eugene is already walkable and plenty livable, nothing you are doing is making it more so. If anything you are making it worse by trying to cram more people into the city. You mention responsible development, however most of the recent building projects are not set up to handle the Cascadia Earthquake, including the brand new Roosevelt Middle School. Much of the new building created through MUPTE are very poorly constructed and will not last over the long term, these are bad investments that the city has allowed.	10/6/2016 12:14 AM
2	The policies in this chapter all assume that the resource and land-intensive, car-dependent development patterns that characterized postwar growth will continue, which is a direct contradiction of the "pillars" of Envision Eugene and exist entirely separately from the city's otherwise sustainability-oriented policy direction. The emphasis on creating opportunities for large lot industrial make it clear that the only economic development that planners believe is available to Eugene is the heavily-subsidized, corporate cookie-cutter type. This is directly contradictory to certain policies, such as 3.2, 3.3, 3.6, and 3.7, which emphasize encouraging existing resources in an effort to grow local enterprises, which is a more realistic strategy for holistic economic development in a post-industrial, service-oriented economy, and is much more compatible with the "pillars". The greatest contradiction is the tacked on section about downtown at the end. Downtown development is most compatible with the "pillars" and with the long-term health of the community, and these policies should be at the beginning and expanded, and policies such as 3.16, 3.17, 3.22, and 3.23, which primarily exist to facilitate corporate bribes and sprawl, should be removed.	10/5/2016 9:13 PM
3	I believe that government in general and the city in particular should be less involved in supporting businesses. This is socialism for the rich, who do not need taxpayer largesse. They are big and wealthy enough to support themselves. If they are smart, hard working, and lucky, they can grow their businesses on their own without government support and without taxpayer dollars.	10/4/2016 5:30 PM
4	More neighborhood involvement should be considered in fine-tuning the policies	9/27/2016 11:03 AM
5	if the city has used these policies to develop SWSAZ then that practice should be scrapped.	9/22/2016 9:06 AM
6	I would not specifically target only small businesses or specific industries. The free market should determine what businesses thrive here. Large businesses should be encouraged as well, they pay good salaries and benefits and can substantially contribute to the philanthropic efforts in the community. .	9/14/2016 12:11 PM
7	policy 3.35 should be amplified and made stronger in "preservation and creation". Any policy that would change existing land uses should include design review (paid for by development fees) to establish continuing protection of neighboring properties beyond change in use. For example, established neighborhoods are threatened by adjacent commercial properties that increase traffic, noise and light. No change should be allowed unless any change provides ongoing protection, not simply general expanded usage without future protection.	9/13/2016 12:18 PM
8	There is no mention of crime, especially theft which is rampant in the downtown and university areas. What are you planning to do about that?	9/7/2016 12:58 PM
9	The policies are fine. However, it is impossible to comment on the "balance" among 30+ distinct goals. There will surely be trade-offs along the way, and there's no way to understand (from the Economic Development Chapter policies) how those trade-offs would be navigated. Again, I like many of the policies. But there's no "balance" here because there's no explicit prioritization. Does that make sense? Did I miss something?	8/31/2016 11:17 AM
10	Good business is the back bone of supporting families and social programs. This council and mayor are a tax and send group who believe business is bad. Who do they think support, thru donation most of the social programs in our area.	8/31/2016 9:20 AM
11	Not sure where my comments fit. 1. Reverse, alter kill the requirement that businesses built out to the sidewalk. This policy has made transportation improvement, roads, bikes, peds and mass transit extremely difficult to achieves. Find a way NOW to improve transit for Oakway area, It will not get easier. 2.The fairgrounds offers many opportunities, is on a identified transit route, is close to downtown and has utilities. Work it out with the county. Great for housing of varied densities, business and some light industrial. The city hall block provides lots of various opportunities. Get creative and work with EWEB and the County to develop an innovative, efficient and imaginative government center.	8/26/2016 11:40 AM
12	I give up	8/26/2016 11:37 AM

Q5 Do you think the policies of the Administration and Implementation chapter linked below balance and support the city’s goals and values to provide for adaptable, flexible and collaborative implementation?

For a full list, see the draft Administration and Implementation Chapter policies. If you would like to dive deeper... For the chapter introduction, goals, and polices, see the Administration and Implementation Chapter.

Answered: 40 Skipped: 44



■ Yes, the policies balance/support them
 ■ The policies somewhat balance/support them
■ Neutral
 ■ The policies somewhat do not balance/support them
■ No, the policies do not balance/support them
 ■ I don't have enough information

	Yes, the policies balance/support them	The policies somewhat balance/support them	Neutral	The policies somewhat do not balance/support them	No, the policies do not balance/support them	I don't have enough information	Total
Administration and Implementation policies	32.50% 13	25.00% 10	12.50% 5	0.00% 0	22.50% 9	7.50% 3	40

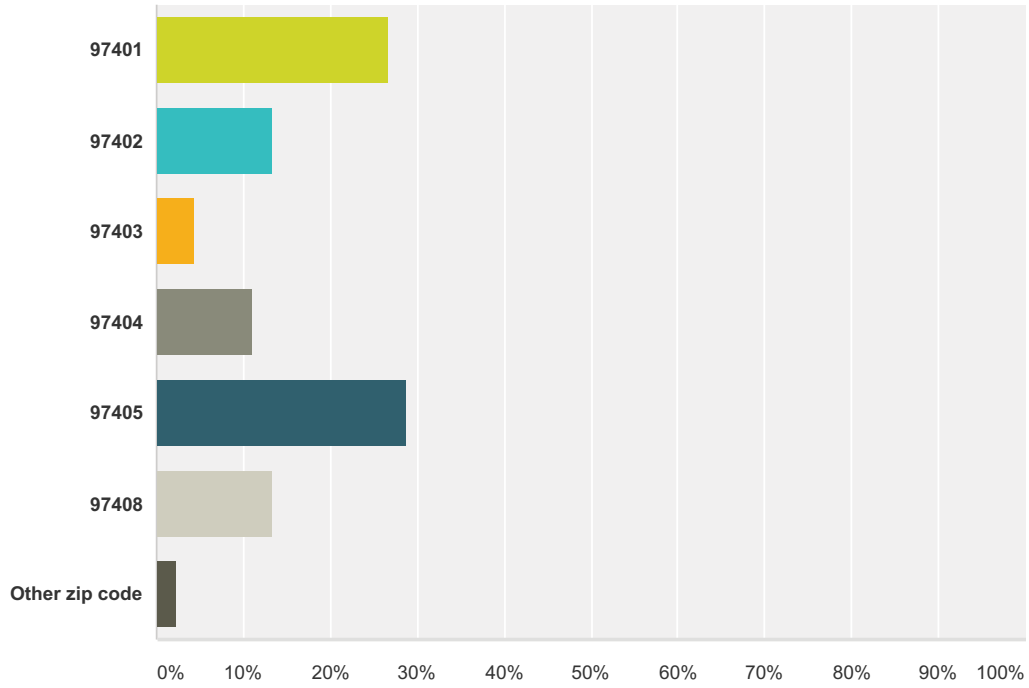
#	Additional comments:	Date
---	----------------------	------

Envision Eugene Comprehensive Plan Questionnaire

1	<p>Taking this superficial survey, it's clear that the city of Eugene has a public outreach and transparency problem. Yet this section says almost nothing about public outreach or transparency. Community partnerships are not a meaningful form of public outreach, since they rely on organizations that can easily be coopted or figureheads. Many data-oriented tasks are mentioned in this chapter (e.g. 10.8 and 10.9) but not a word about open data. This chapter, all of three pages, whiffs of box-checking. It is clear, based on this chapter, that the city of Eugene has no interest in meaningful public participation in its processes.</p>	10/5/2016 9:13 PM
2	<p>I don't believe it's possible to predict growth any more than it is to predict the future for anything else. That should be left to fortune tellers, tarot card readers, stock market prognosticators, and the like.</p>	10/4/2016 5:30 PM
3	<p>redevelopment of existing sites do not protect adjacent properties. An example is 10.7 to evaluate walk ability and affordability and "beautiful". There is no monitoring of effects on existing residents and properties. In the past decisions in Eugene have been made by those not affected by them or those with financial stakes in the outcome. The policies should have some examples of what should be avoided. For myself, 1] the Capstone apartments cutting off connections between downtown Eugene and South Eugene, 2] location and subsidy of the Hyundai plant, 3] zoning amendments that forced buildings to the street without setbacks and hid access and parking, 4] zoning changes that allowed 5 story apartment buildings around the university immediately adjacent to established single family residences, and currently under construction in north Eugene, and others should be referenced and their avoidance should be included in a policy statement.</p>	9/13/2016 12:18 PM
4	<p>Need to consider homeless/travellers as they are a large part of Eugene culture and add to crime, pollution as well as overload social services.</p>	9/7/2016 12:58 PM
5	<p>My observation regarding this piece: In the past I've seen several times situations in which people working in one department of the city, who might be affected by the actions of another department, don't fully understand what the other department is trying to do and why. So there are internal conflicts. Not everyone seems to understand the larger goals and policies. Will there be internal training so that all city staff, especially those with managerial duties, learn and understand the big picture goals and are not solely focused on the minutia of their own area.</p>	9/1/2016 8:16 AM
6	<p>These policies seem less inherently at odds with one another, but again, it's hard to say there's "balance".</p>	8/31/2016 11:17 AM
7	<p>Consider equity and inclusion based component</p>	8/29/2016 9:01 AM
8	<p>They are only as good as councils willingness to support them and staff's creative responses to "unusual" requests. While we are dithering about City Hall, why not have that full block house homeless individuals?</p>	8/26/2016 11:40 AM

Q6 What zip code do you live in?

Answered: 45 Skipped: 39

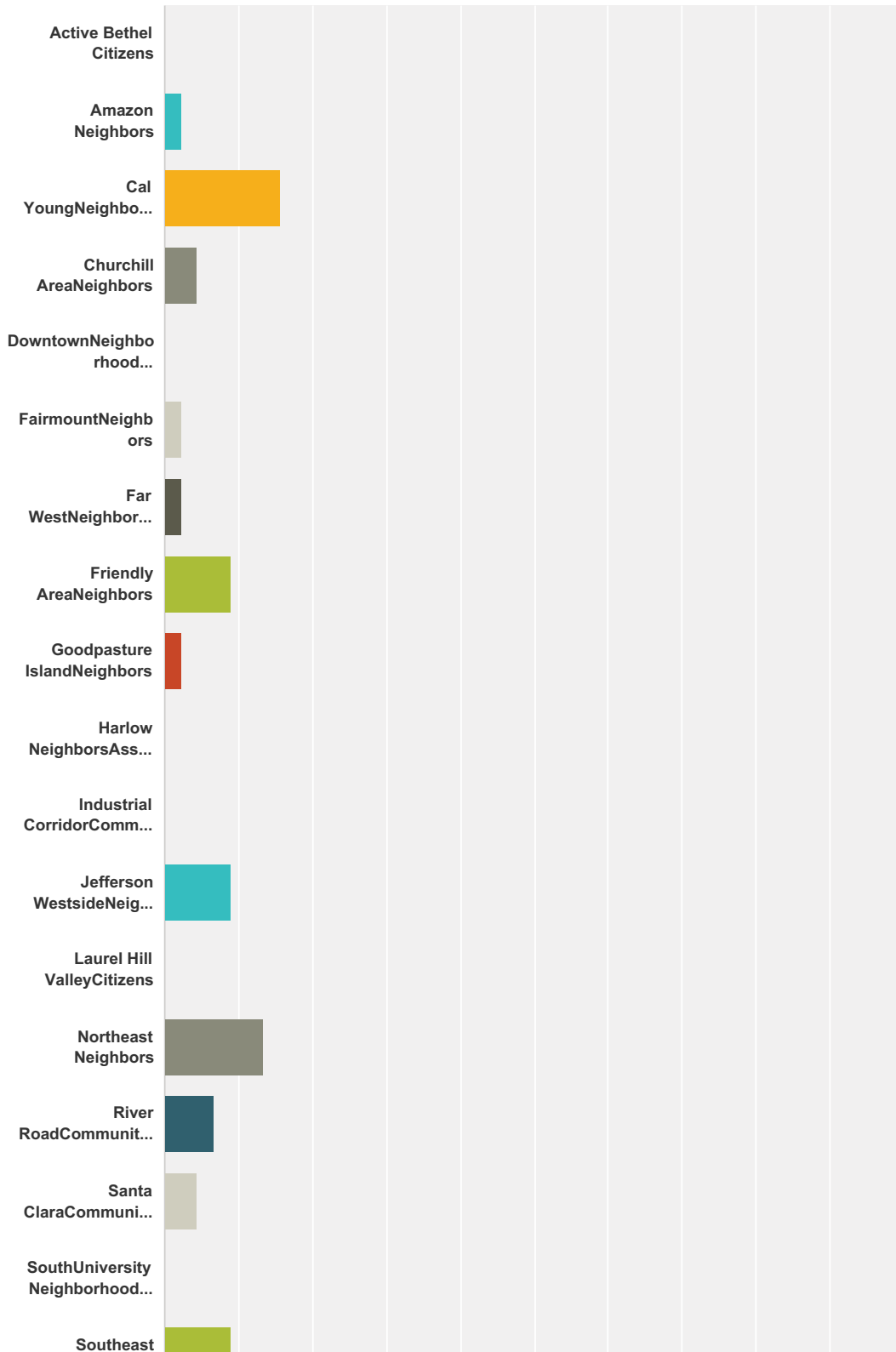


Answer Choices	Responses
97401	26.67% 12
97402	13.33% 6
97403	4.44% 2
97404	11.11% 5
97405	28.89% 13
97408	13.33% 6
Other zip code	2.22% 1
Total	45

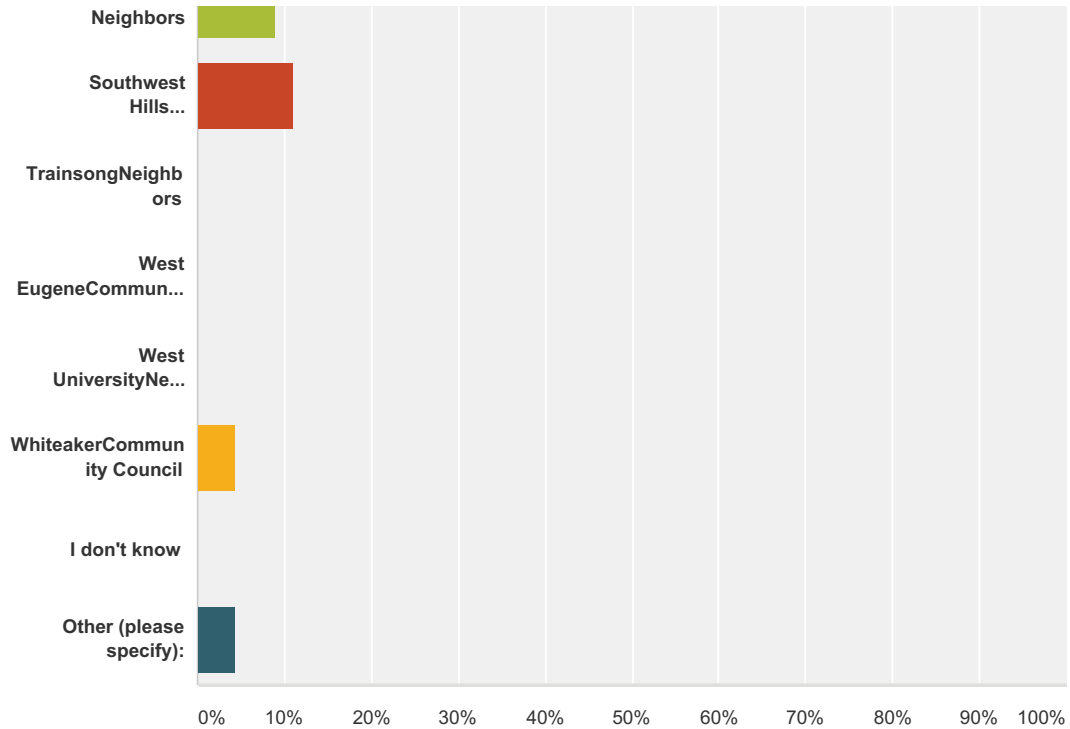
#	Other zip code	Date
1	97477	9/9/2016 4:16 PM

Q7 What neighborhood do you live in? To find your neighborhood association, please see the neighborhood associations' webpage.

Answered: 45 Skipped: 39



Envision Eugene Comprehensive Plan Questionnaire



Answer Choices	Responses	
Active Bethel Citizens	0.00%	0
Amazon Neighbors	2.22%	1
Cal YoungNeighborhood Association	15.56%	7
Churchill AreaNeighbors	4.44%	2
DowntownNeighborhood Association	0.00%	0
FairmountNeighbors	2.22%	1
Far WestNeighborhood Association	2.22%	1
Friendly AreaNeighbors	8.89%	4
Goodpasture IslandNeighbors	2.22%	1
Harlow NeighborsAssociation	0.00%	0
Industrial CorridorCommunity Organization	0.00%	0
Jefferson WestsideNeighbors	8.89%	4
Laurel Hill ValleyCitizens	0.00%	0
Northeast Neighbors	13.33%	6
River RoadCommunity Organization	6.67%	3
Santa ClaraCommunity Organization	4.44%	2
SouthUniversity Neighborhood Association	0.00%	0
Southeast Neighbors	8.89%	4

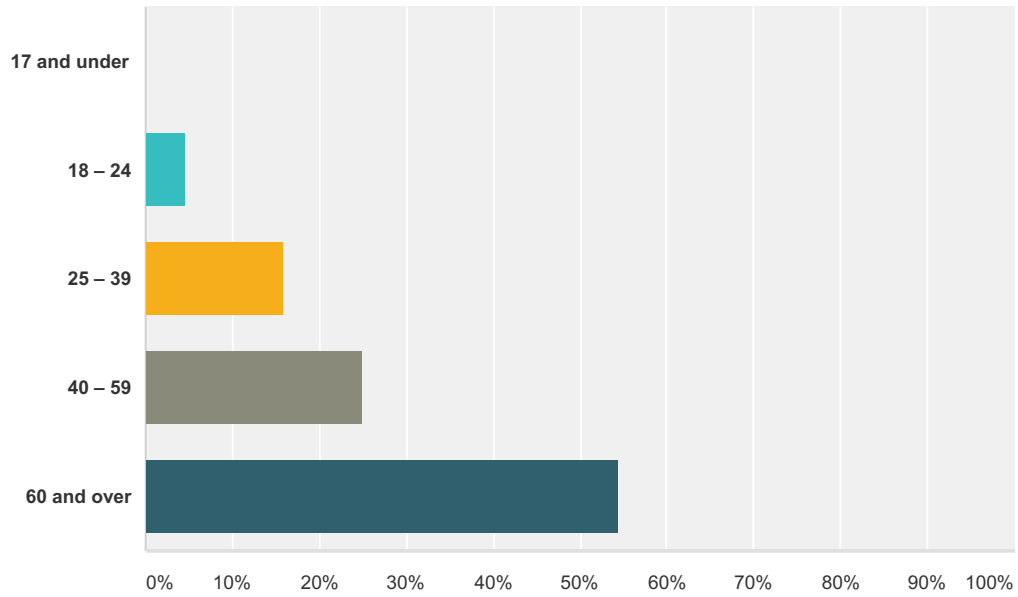
Envision Eugene Comprehensive Plan Questionnaire

Southwest Hills Neighborhood Association	11.11%	5
TrainsongNeighbors	0.00%	0
West EugeneCommunity Organization	0.00%	0
West UniversityNeighbors	0.00%	0
WhiteakerCommunity Council	4.44%	2
I don't know	0.00%	0
Other (please specify):	4.44%	2
Total		45

#	Other (please specify):	Date
1	west springfield	9/9/2016 4:16 PM
2	Russel Creek Neighbors	8/29/2016 2:19 PM

Q8 What is your age?

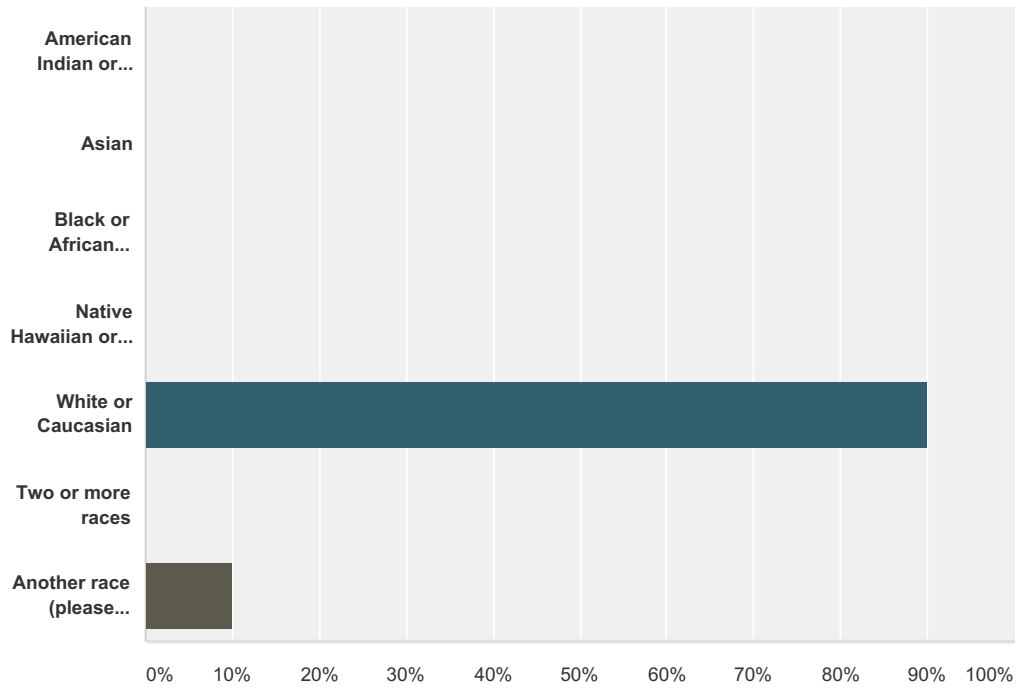
Answered: 44 Skipped: 40



Answer Choices	Responses	
17 and under	0.00%	0
18 - 24	4.55%	2
25 - 39	15.91%	7
40 - 59	25.00%	11
60 and over	54.55%	24
Total		44

Q9 What is your race? (check all that apply)

Answered: 40 Skipped: 44

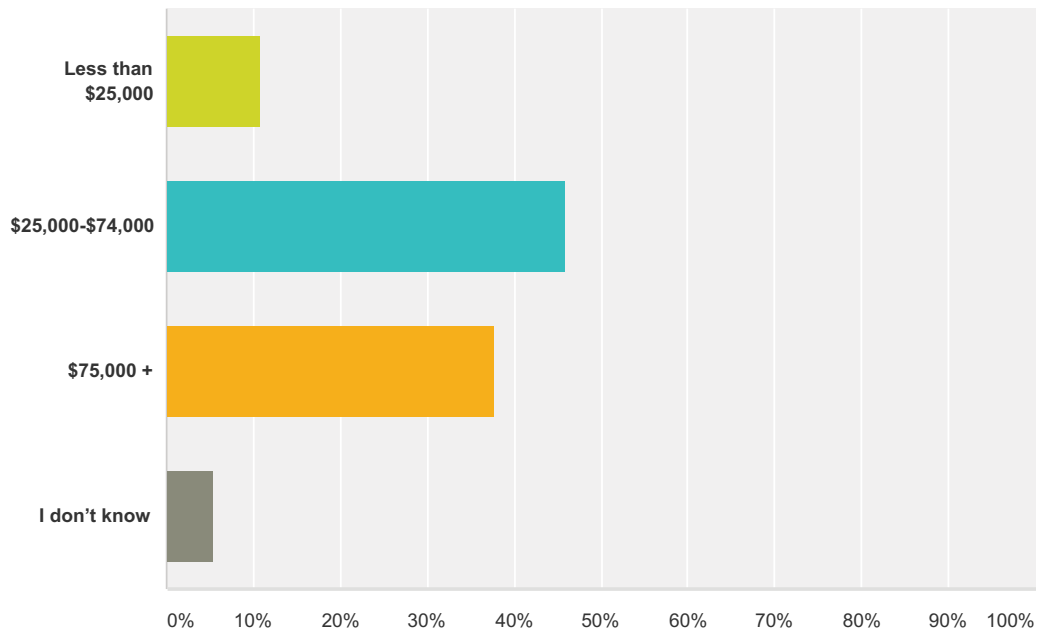


Answer Choices	Responses
American Indian or Alaska Native	0.00% 0
Asian	0.00% 0
Black or African American	0.00% 0
Native Hawaiian or other Pacific Islander	0.00% 0
White or Caucasian	90.00% 36
Two or more races	0.00% 0
Another race (please specify)	10.00% 4
Total Respondents: 40	

#	Another race (please specify)	Date
1	Arab American	10/2/2016 11:17 AM
2	prejudicial distinctions should not be allowed in a governmental questionnaire	9/13/2016 12:20 PM
3	1/2 mexican 1/2 american60	8/31/2016 4:28 PM
4	Latina	8/27/2016 6:54 PM

Q10 Please estimate your total household income for 2015 before taxes.

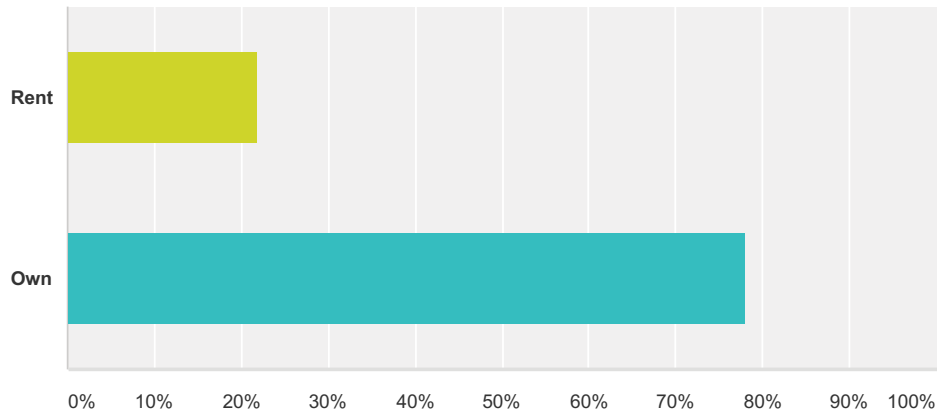
Answered: 37 Skipped: 47



Answer Choices	Responses	
Less than \$25,000	10.81%	4
\$25,000-\$74,000	45.95%	17
\$75,000 +	37.84%	14
I don't know	5.41%	2
Total		37

Q11 Do you (or someone else in the household) rent or own where you live?

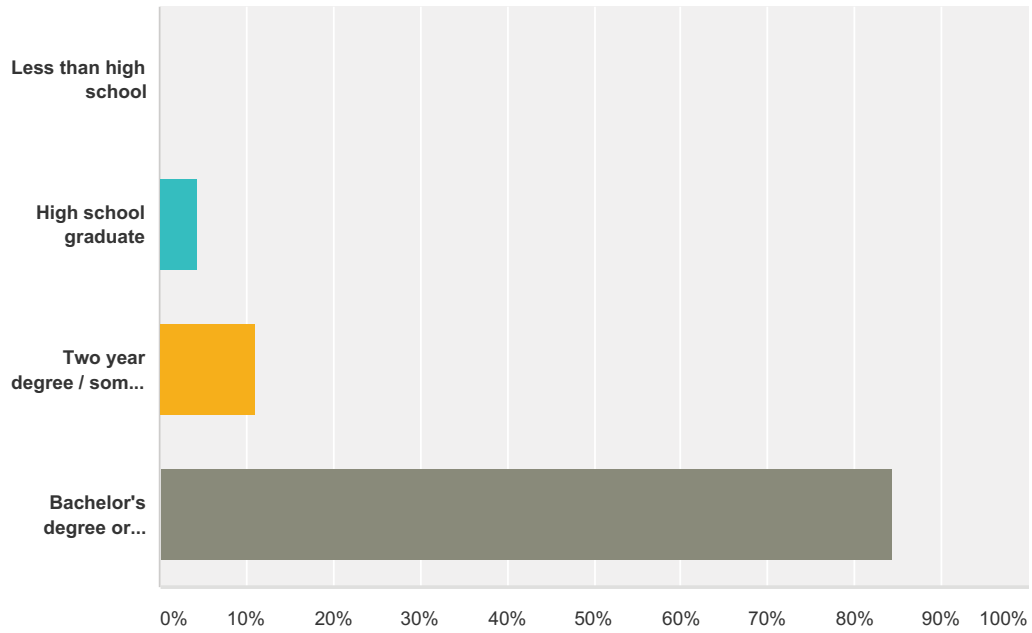
Answered: 41 Skipped: 43



Answer Choices	Responses
Rent	21.95% 9
Own	78.05% 32
Total	41

Q12 What is your educational attainment?

Answered: 45 Skipped: 39



Answer Choices	Responses
Less than high school	0.00% 0
High school graduate	4.44% 2
Two year degree / some college	11.11% 5
Bachelor's degree or higher	84.44% 38
Total	45