
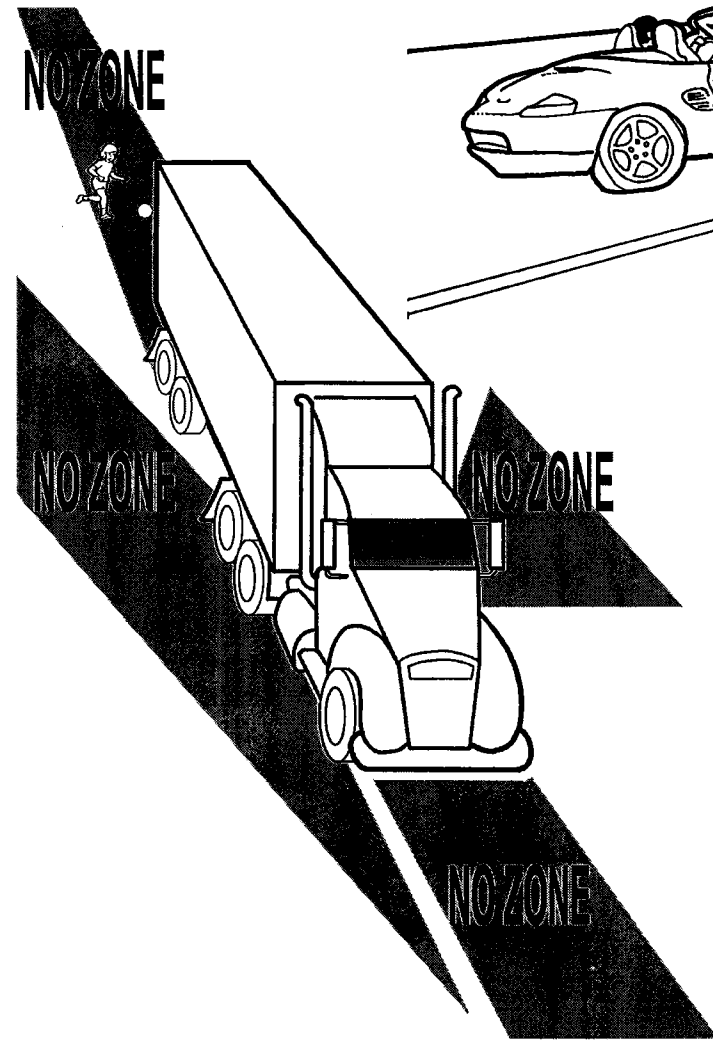



8. Be extra careful when driving, walking, or bicycling through a construction work zone.




9. Don't play around cars and trucks - drivers may not see you.




10. Never ride in the back of a pick-up truck.

10 Safety Steps for Traveling in Your Community


1. Buckle up your safety belt on every trip and sit in the back seat



2. Wear your bike helmet every time you ride your bike.




3. Stop, look left, right, and left again before crossing the street.





- 4.** When exiting a bus, be extra cautious. School buses let you cross in front and cars may stop for you.

City buses do not let you cross in front. You must walk to the nearest crosswalk and stop, look left, right, and left again before crossing.



- 5.** Always wear a life jacket when boating or around water.



- 6.** Be seen when it's dark! wear light, bright colors with reflective markings.



- 7.** Be alert when waiting for a train, MAX, or light rail. Stay away from the platform edge and never play on or near the tracks.