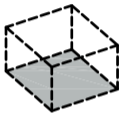


# SFO/RH Subdistrict Overlay 30 ft maximum

## KEY

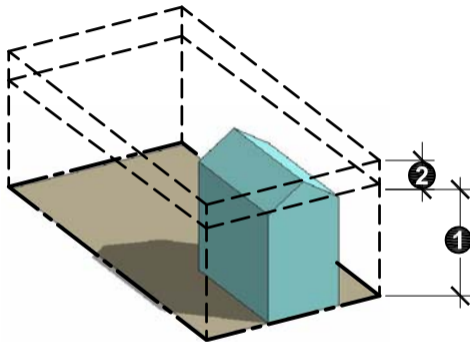


Property Line



Maximum Building Envelope

- 1 Maximum building height 30 feet
- 2 Pitched roof of 8:12 or greater allowed up to 37 ft maximum height at roof peak

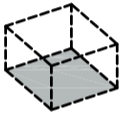


# SFO Subdistrict 30 ft maximum

## KEY

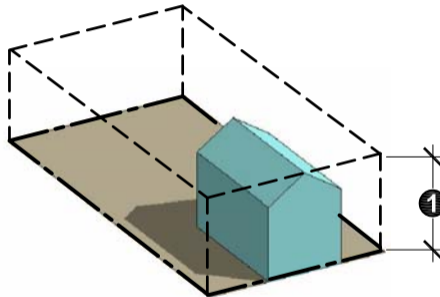
---

----- Property Line



Maximum Building Envelope

① Maximum building height 30 feet



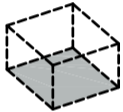
# SFO Subdistrict - Cottage Cluster Development Type

18 ft maximum

## KEY

---

Property Line



Maximum Building Envelope

- 1 Maximum building height 18 feet
- 2 Pitched roof of 8:12 or greater allowed up to 25 ft maximum height at roof peak

